

NAVAL KINDERGARTEN, NSB
VISAKHAPATNAM
ACTIVITY REPORT FOR THE MONTH OF APRIL 2021

1. PALM PRINT ACTIVITY- LKG



The academic activities of the year 2021-22 for the LKG students started with Palm Printing Activity.

Research has shown that art activities are important for brain development in early childhood. One of these is sensory play where

Kids learn through their senses. Palm Printing is a sensory activity which improves fine motor skills, strengthens finger and hand muscles and enhances creativity and imagination.

In view of the above, a video on Palm Print activity was posted to all the LKG class groups of NKG, NSB on 5/4/2021. The teacher, Mr. Neha Khare, through a video, explained and demonstrated the activity in a step-by-step process and children were encouraged to do this activity at home under parental guidance.

2. RAINBOW WRITING ACTIVITY- UKG



A video on Rainbow Writing Activity was posted to all the UKG classes of NKG, NSB on 5/4/2021. The Teacher-in-Charge of the video Mrs. Arpana, explained and demonstrated this activity step-by-step to enable children to understand the activity easily.

Rainbow writing activity is not only a very interesting and fun activity, but it also develops fine motor strength.

3. PAPER CRUSHING ACTIVITY




Paper crushing is a simple and fun, fine motor development exercise. Fine motor skills and the coordination of those little hand muscles, is very important for their self care, such as threading buttons on a shirt and holding a pencil so they can colour or write.

Paper Crushing is also done as a warm up exercise for any other activity to be completed.

In view of the above, a video on paper crushing activity was posted to all the LKG class groups of NKG, NSB on 6/4/2021. The teacher Mrs. Karuna, through a video explained and demonstrated a beautiful Corn Cob made by paper crushing activity.

Children were encouraged to do this activity at home, under parental guidance.

4. FREE HAND DRAWING



KG, NSB conducted free hand drawing for the UKG kids on 6/4/2021 using numbers and alphabets to enhance concentration and eye hand coordination. It also encourages visual analysis and teaches creative problem solving. Practice in free hand drawing makes children confident with their drawing projects and school assignment related art work as they grow up. They can copy an image in a few minutes with ease.

A video on free hand drawing was posted to all the UKG class groups and the teacher, Mrs. Rekha Kuntal, explained how to create a boat using number 1, a boy using alphabet A and also a bird using alphabet. Children were encouraged to do this activity at home under parental guidance.



5. WORLD HEALTH DAY

The World Health day is a global health awareness day celebrated every year on 7th April to draw worldwide attention to a subject of major importance :- Global health. With this motto and to inculcate healthy eating habits, a video was posted to all the class groups of KG, NSB on 7th April 2021. The teacher-in-charge, Mrs. Deepa Mahesh, explained the importance of World Health Day. She shared various tips on having balanced diet, importance of regular exercise, maintaining personal hygiene and avoiding junk food, etc. A melodious rhyme on eating healthy food was sung by the teacher. She added that we should thank and pay gratitude to all Health Workers who are working hard to save people and make this world a healthy place to live.

Students of UKG contributed their bit in the celebration of this WorldHealth Day.

6. PAPER PASTING ACTIVITY



Paper pasting activity is a form of art, which encourages fine motor skills, neural development and problem solving abilities. It allows students to process their problems and scary emotions and deal them with a safer approach, because it gives them critical sensory input. Its an expression of their creativity. Its a playful and fun method of learning.

In view of the above, a video on paper pasting was posted to all the class groups of LKG on 7/4/2021. The teacher-in-charge, Mrs. Neha Khare, through the video explained and demonstrated the activity. An apple was created by paper pasting activity. Children were encouraged to do this activity at home under parental guidance.

7. EAT HEALTHY, STAY HEALTHY - SALAD MAKING ACTIVITY

LKG AND UKG CHILDREN WITH HEALTHY FOOD



Consuming fruits and vegetables makes a child more agile, healthy and fit. It is power packed with vital nutrients which are of great importance for the child's growth and development. It boosts immunity and keeps obesity at bay.

So to enjoy the true spirit of World Health Day on 7th April 2021 and to make vegetable eating more interesting, KG, NSB, posted a video on 'Salad Making, Eat Healthy, Stay Healthy'. The teacher-in-charge Mrs. Reena Yadav, explained the nutritional value and benefits of eating salad. She also narrated step-by-step, to lay the salad plate by including vegetables like, carrot, cucumber, onions, beetroot, tomatoes etc. and encouraged students to try out the activity at home under parental guidance.

8. PAPER ROLLING ACTIVITY

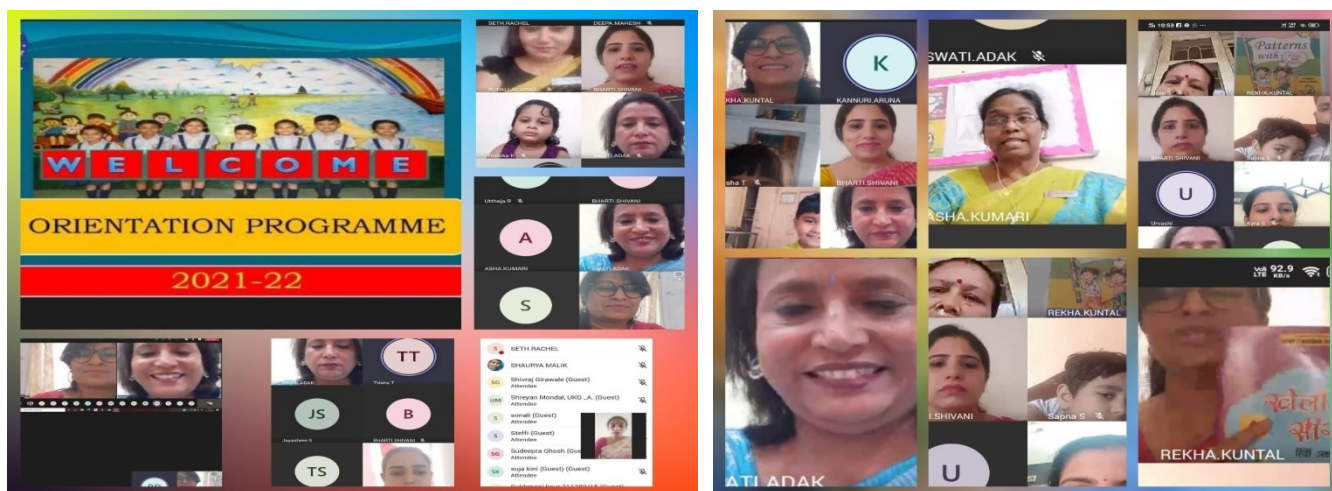


NKG, NSB, started the first week concentrating on the development of fine motor coordination. Several interesting activities were conducted, like, Paper tearing, Paper crushing, Paper pasting and today, Paper rolling.

Paper rolling concentrates on eye-hand coordination, concentration and hand muscle development. It also enhances creativity and brings out a sense of happiness and achievement, as their favourite cake was decorated with candles through this method.

In view of the above, a video on Paper rolling, was posted to all the groups of LKG, on 8/4/2021. The teacher-in-charge, Mrs. K Aruna, through a video, explained and demonstrated the activity. A beautiful cake was drawn by the teacher and she showed step by step, how to go about rolling and making candles to decorate the cake. It was a fun activity. Children were encouraged to do this activity at home, under parental guidance.

9. E-ORIENTATION PROGRAMME



In order to welcome the parents to this era of online learning and to show them the positive side and equip children to face the dynamic world, Naval Kindergarten, NSB, Visakhapatnam, organized and conducted E-Orientation Programme for the parents of LKG and UKG on 8/4/2021.

Headmistress, Mrs. Swati Adak, welcomed all the parents present there. The class coordinator, commenced the meeting by a formal introduction, followed by the introduction of all class teachers, sectionwise, along with the activity teachers at the last.

Mrs. Rekha Kuntal, further introduced and guided the parents, on general information and guidelines to be followed and briefed about LKG academics by showcasing the books. Mrs. Asha Kumari, UKG academic coordinator, discussed about UKG academics and explained how to do Homework and Classwork and guided parents by showing each book.

Then, Mrs. Bharti briefed about Azaadi Ka Amrit Mahotsav Celebration till August to parents and requested their cooperation for preparing the children for the same.

The orientation further proceeded, with Mrs. Reena Yadav guiding parents on the importance of CCA activities and the importance of preparing the child, for the same. All the CCA topics were explained to parents in brief. She also explains how the children are very young, they need all the support and guidance from teachers as well as parents.

Mrs. Deepa Mahesh then briefed about the special assemblies planned for the year. She narrated how these assemblies will inculcate discipline and good social behaviour, desired in a cultured society.

Mrs. Sushma Singh, discussed about the Interschool Talent Fest and the various events the school is going to conduct.

Mrs. Sanjana Oruganti, continued with a detailed PPT on school orientation. Then, queries from parents were addressed and finally, Mrs. Rekha Kuntal, proposed the vote of Thanks.

10. SCRIBBLING ACTIVITY




Various activities were conducted in the first week for LKG to develop their fine motor skills. One of these, was scribbling activity.

A video on scribbling activity, was posted to all the groups of LKG, on 9/4/2021. The teacher-in-charge, Mrs. Neha Khare, explained the importance of scribbling in early schooling age. She also explained that scribbling helps build eye hand coordination needed for later writing skills.

Scribbling on paper is the first step in learning how to write. As soon as a child can hold a crayon, pen or pencil correctly, he/she is ready to build up on the foundation of learning how to write!

11. VEGETABLE PRINT CAPSICUM



Although vegetable print seems like child's play and it certainly is, it is also a teaching tool that can help kindergarteners build motor skills and inculcate creativity in them. It can involve complex movements of the hand that can build, hand eye coordination and muscle control.

A video on vegetable print was posted to all the class groups of UKG, on 9/4/2021. The teacher-in-charge, Mrs. Rachel Seth, explained and demonstrated the activity in a very simple step by step process to enable children to understand the activity easily.

12. SORTING ACTIVITY

When children sort objects, they are learning that, some of those things are alike and some are different. Once they move into grouping,



according to a number of different attributes, they learn, that a single item, can have many features by which, they can be sorted. This is the first step in applying logical thinking to objects. This skill can be applied to both, mathematical concepts as well as daily life.

In view of the above, a video explaining sorting activity was posted to all the LKG class groups on 9/4/2021. The teacher-in-charge Mrs. Neha Khare, showed different objects, which could be sorted like, blocks and vegetables. Children were encouraged to do more such activities at home.

13. FREE HAND DRAWING- SUMMER SEASON

SUMMER CREATIVITY BY UKG CHILDREN



An activity on free hand drawing was conducted in UKG on 9/4/2021. Children were encouraged to draw a picture on summer season, to get a clear idea on the topic.

A drawing was shared where, the sun, fan, fruits, umbrella, cap, icecream, etc. depicted summer season.

14. LEMONADE MAKING ACTIVITY

LKG AND UKG WITH REFRESHING LEMONADE

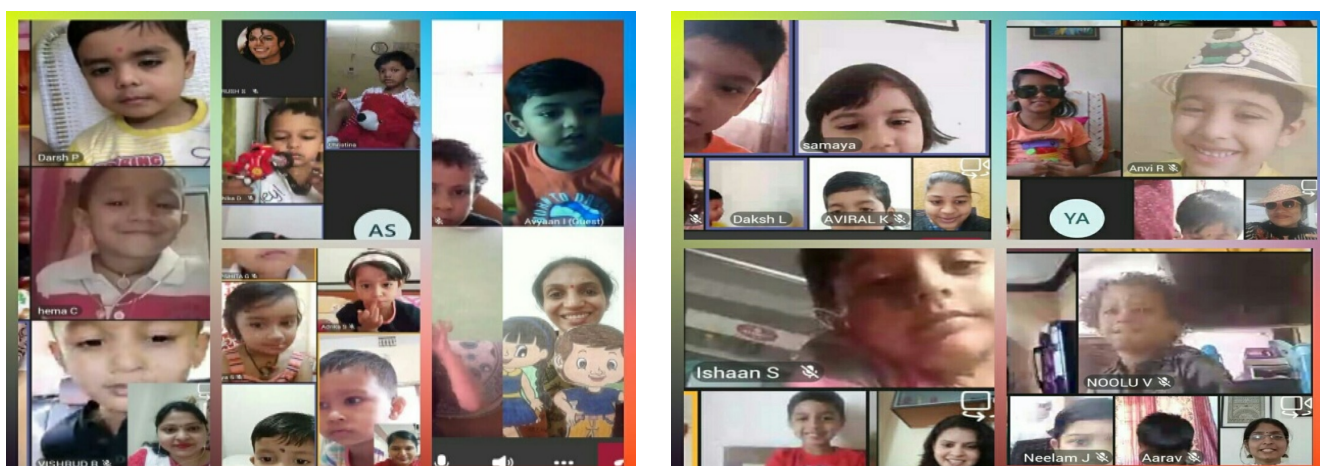


Life skill activities play a very important role during early childhood. Children can learn basic life skills from a very young age. The activity helps children in learning how to be self-reliant. It also improves their fine motor skills, language, vocabulary and boosts their confidence. One such activity is lemonade making activity.

In view of the above, an interactive video on lemonade making activity, was posted to all the LKG and UKG class groups on 15/4/2021. The teacher-in-charge, Mrs. Deepa Mahesh, explained the activity, in a very simple and interactive way. She started off by showing and explaining children about the different ingredients to be used, then, she demonstrated the activity in a step-by-step process.

15. STUDENT-TEACHER INTERACTION

The first student-teacher interaction for the month was conducted on 16/4/2021. Through webinar, topics were planned according to curriculum to be asked to children for the smooth conduct of the interaction.



LKG included topics like Introduction of students, Red colour, Big small, Discussion about summer season etc. UKG included topics like self introduction, shapes and summer season.

Overall, a very interesting introduction was carried out.

16. WORLD HERITAGE DAY

Teacher explaining and students participation on worldHeritage Day



A very special and informative video on World Heritage Day was posted for students of KG, NSB on 18/4/2021. The Teacher-In-Charge, Mrs. Bharti Shivani, explained World Heritage Day and its importance with a PPT (Presentation) to make it easy for the students to understand and watch the different heritage sites. The highlight of the talk in the video, was to inculcate the responsibility to educate our tiny tots about Indian Heritage, to create awareness, to protect and conserve the World Heritage sites. She described various steps to protect and conserve it.

Our students of UKG actively participated in contributing photographs, to compile a beautiful video on World Heritage Day.

17. WORLD EARTH DAY



Every year 22nd April is celebrated as World Earth Day globally to spread awareness, to encourage people to take action, to protect the environment and with the same aim and instill the responsibility towards saving our Mother Earth.

In view of the above, a very educative video was posted in all the class groups for students of KG, NSB on 22/4/2021. The teacher-in-charge, Mrs. Anita Bisht, explained the importance of conserving our Mother Earth by planting more trees, conserving electricity, reducing the use of plastic etc. Our students whole heartedly participated in making videos by dressing up as trees and advocating the message to save Earth. They also planted saplings for the same.

We also encouraged parents to encourage their wards to draw or paint pictures related to World Earth Day. The parents whole heartedly contributed and encouraged their children, to do the activity and shared picture of their wards doing the activity enthusiastically.

18. STUDENT-TEACHER INTERACTION



The pandemic had put forward many challenges for us, the worst being one to one interaction with students. To make students comfortable with students, every first, and second and third Saturday of the month teachers interact with students and discuss on pre decided topics.

Topics to be discussed with students are given to the parents, few days prior to interaction day.

On 23/4/2021, a very interesting student-teacher interaction session was conducted, where in, LKG discussed topics like Myself, maths concepts like long, short, heavy and light, reinforced numbers 1-5, reciting Hindi rhymes and it ended with a fun activity by asking children to find out something in the colour yellow.

Meanwhile, UKG discussed topics like Pre-number concepts, phonetic sounds, Hindi rhymes 'Swaron ki kahani' and Hindi akshar.

The methodology has been proved to be very effective and parents have also acknowledge the same.

19. WORLD EARTH DAY- DRAWING / PAINTING ACTIVITY



CREATIVITY BY LKG AND UKG

We celebrated Earth Day with children of KG, NSB to promote environmental awareness and to remind us that we all have a responsibility to look after our planet.

Drawing and painting and making crafts out of old things is a great way of keeping kids entertained. Children of UKG and LKG enthusiastically participated in drawing/painting related to Earth Day.

We are grateful to all the parents of KG, NSB for helping their wards to make these beautiful things.

20. INTRODUCTION OF COLOURS IN LKG



TEACHERS EXPLAINING COLOURS AND STUDENTS DISPLAYING COLOURFUL OBJECTS

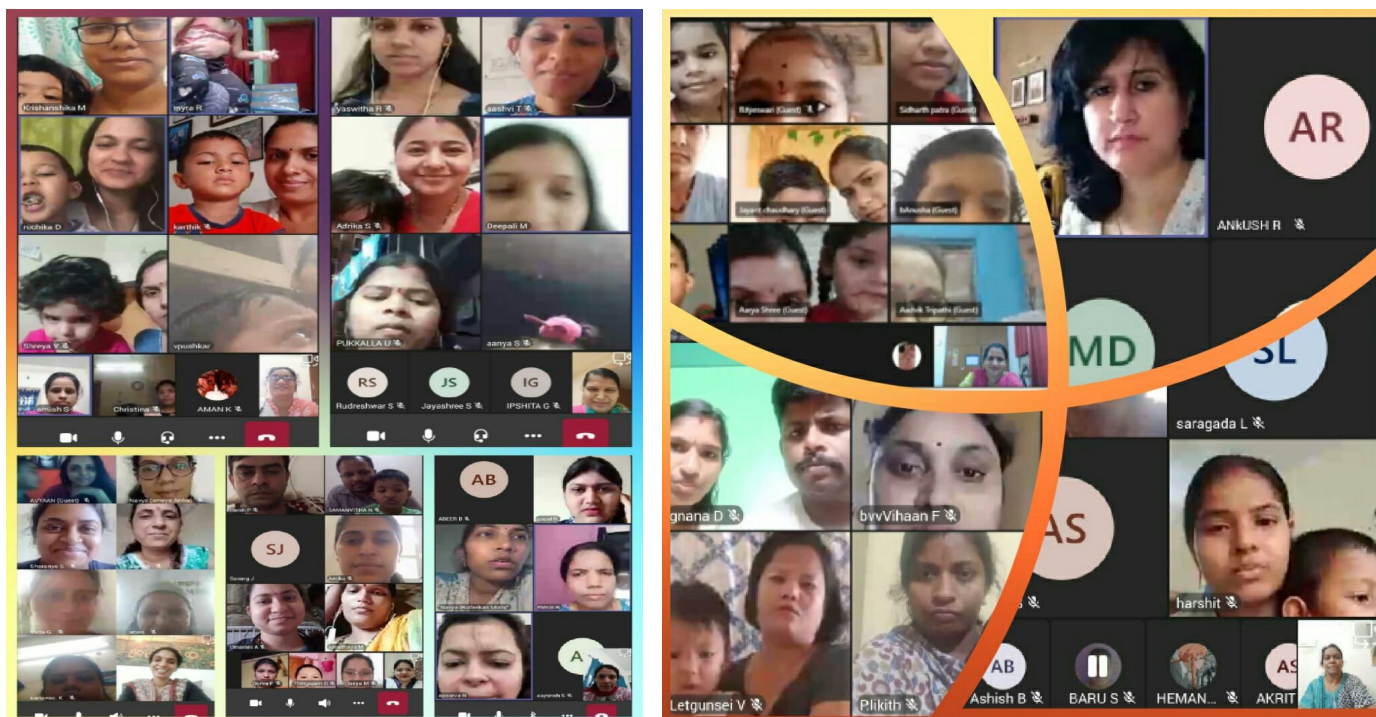
Children usually learn about colour during their pre school years. Recognising the colours and identifying the colour name is an important part of a child's development. Early identification of colours help to create the cognitive link between visual clues and words.

Keeping this major benefit in mind, KG, NSB, celebrated Red day, blue day, yellow day, orange day and green day. Each colour had one teacher-in-charge, Mrs. Arpana for red, Mrs. Deepa Mahesh for yellow, Mrs. Rupali Agrawal for blue, Mrs. Rachel Seth for orange and Mrs. Kanaka for green. Keeping the colour in mind, videos were made and posted in KG, NSB groups of LKG classes. Red colour on 9/4/2021. Blue colour on 22/4/2021. Yellow colour 16/4/2021, Orange Colour on 29/4/2021 and Green colour on 26/4/2021.

The parents wholeheartedly encouraged their wards to make a colour corner for each colour.

21. FIRST PARENT-TEACHER INTERACTION

LKG PARENTS AND UKG PARENTS



The Parent-Teacher interaction session for the month was conducted on 30th April 2021, Friday, through webinar, on Microsoft Teams. It was a general interaction with parents about academics and queries of parents (if any) were addressed. During the session parents we informed about the school website which could be used to check the various ongoing activities in KG, Nausena Baugh and where they could also read activity report which includes children's work and videos.

22. AZADI KA AMRIT MAHOTSAV



Our Prime Minister Shri Narendra Modi, launched Azadi Ka Amrit Mahotsav on 12th March 2021 i.e. 75 weeks prior to the 75th anniversary of India independence. The mahotsav was launched on March 12 to commemorate 91 years of Dandi March. In view of above, we will celebrate 75th Independence Day on 15th August 2022.

Azadi ka Amrit Mahotsav is a series of events to be organised by the government of India to commemorate this special occasion.

Towards these celebrations, Naval Kindergarten, Nausenabaugh would also be conducting various events through the year. The first in line was “ PATRIOTIC COSTUME CONTEST “ for our little ones.

Parents were asked to share pictures and video clippings of the child performing the activity by 27th April 2021. The various characters were Subash Chandra Bose, Rani Lakshmi Bai, Sardar Vallabhai Patel, Mahatma Gandhi and Jawaharlal Nehru.

A thank you note was sent to the parents for their support and cooperation and encouraging their children to be a part of this grandcelebration.

(Mrs. Swati Adak)
Headmistress
NKG, NCS (V)