


NAVAL KINDERGARTEN
NAUSENABAUGH, VISAKHAPATNAM
ACTIVITY REPORT FOR THE MONTH OF JULY 2021

1. TEACHER-STUDENT INTERACTION



The first student teacher interaction session for the month was conducted on 2nd July 2021 through Microsoft teams meeting. In order to have a smooth interaction and with the aim to give personal attention to each child the class was divided in two groups and children joined the meeting in their given time slot.

LKG students interacted on picture talk, recognition of numbers (1-10), alphabets A,B,C and shapes. UKG students interacted over 3 letter word - 'at' family, numbers (1-30) and Hindi Akshars.


It was a great session where revision of all the topics was covered till June month.



The second student teacher interaction for the month was conducted on 9th July 2021 through Microsoft teams app.

Students enjoyed interacting with teachers on revision topics - like action words, alphabet D and E and rhymes for LKG. UKG revised 'ap' and 'am' family words, EVS- My body parts.

2. PAPER FOLDING- HOUSE



Paper folding activity is a fun activity, that helps teacher/ parents to interact with children while creating something new and interesting. Apart from this, there are many educational benefits of paper folding activity. It enhances a child's hand eye co-ordination and fine motor skills too.

A video on paper folding- House was posted to all the LKG classes of KG, NSB on 2nd July 2021. The teacher-in-charge, Mrs. Pooja Singh explained and demonstrated the activity step by step to enable children to understand the activity easily.

3. MARKET VISIT

SPECIAL MORNING - HEALTHY FOOD



‘Healthy eating keeps the heart beating’

Research has shown that healthy eating habits are more likely to stay with you if you learn them as a child. That's why it is important that you teach your children good habits now. It enables children to be physically fit and mentally alert. Keeping this point in mind, a video on healthy food was posted to all the class groups of KG, NSB on 8th July 2021.

The teacher-in-charge Mrs. Reena Yadav explained the importance of eating healthy in a beautiful way. To give a real time experience to children, she took children on an outdoor supermarket tour virtually

through her video wherein she showed and explained different types of food products available in the market, i.e. fruits, vegetables, pulses, dairy and poultry products. During the market visit not only did she follow all the precautions herself, but she also emphasised on following all the precautions and protocols while going out during the pandemic.

4. INTRODUCTION OF MUSIC, PHYSICAL TRAINING AND ACTIVITY ONLINE CLASSES IN KG, NAUSENABAUGH



Once the children settled with the curriculum and regularity of online classes, our headmistress Mrs. Swati Adak's idea for involving more classes for the betterment of children, led to KG, Nausenabaugh, introducing online classes for Music, Physical Training and Activity on 12th July 2021. Music classes are conducted by Mrs. Rupjyoti Borouah, while activity classes and physical training classes both conducted by Mrs. Pooja Singh. These classes will help the students develop knowledge of school life through a virtual platform. It helps in keeping them occupied and at the same time, keeps them engaged and happy. It is indeed a great step taken by KG, Nausenabaugh to help students get the feel of school.

5. HEALTHY FOOD AND JUNK FOOD - COLLAGE MAKING



Good nutrition is an important part of leading a healthy lifestyle. It is

very important for children to understand the difference between healthy and unhealthy food. With the aim to spread awareness and motivate children to always choose healthy food over junk food, a video on collage activity on healthy and junk food was posted to all the UKG classes of KG, NSB on 9th July 2021. The teacher-in-charge, Mrs. Reena Yadav, started with a short presentation where she illustrated various healthy and unhealthy food products. Children were explained about the benefits of eating healthy food and how unhealthy food can cause various health problems in our life. In the later part of the video, the teacher demonstrated the collage activity using chart paper and further emphasised to say YES to healthy food and NO to junk food.

Students were asked to do the activity in their EVS note book.

6. REVISION OF SHAPES - PAPER CRAFT ACTIVITY - HEN



Paper craft helps in the development of fine motor skills, imagination and also helps in learning to follow instructions.

NKG, NSB always emphasises on play way method to make shapes revision interesting for kids, A paper craft video was posted in all the LKG class groups of NKG, NSB which included revision of all shapes. The teacher-in-charge, Mrs. Deepa Mahesh taught how to make a beautiful hen, combining all the shapes like circle, triangle, square, rectangle and oval.

The video was posted 9th July 2021 and students enthusiastically made the hen and displayed it in their scrap book.

7. PAPER FOLDING ACTIVITY - BOAT



Paper folding is a fun activity that helps teachers and parents to interact with children while creating something new and interesting. Apart from this, there are many educational benefits of paper folding activity. It enhances their eye hand co-ordination and fine motor skills too.

The activity teacher Mrs. Pooja Singh took up this activity for UKG and LKG on 12th, 13th and 14th July 2021 as the first live activity taught on Microsoft teams.

Children thoroughly enjoyed and enthusiastically participated.

8. CLAY MODELLING ACTIVITY



Clay modelling has many educational benefits for kids. Clay modelling not only encourages play based learning, but it also helps children to apply creativity and develops their fine motor skills. It also improves eye-hand co-ordination.

The second co-curricular activity **Clay Modelling Activity**, for both LKG and UKG classes was scheduled on 16th July 2021 on Microsoft teams app from 9.30 to 11.45 AM. Students were divided into groups of 6 and were given different time slots for the activity so that the teacher could easily monitor each child.

The parents were briefed about all the important points regarding the clay modelling activity in advance through a detailed circular. The activity was very well organised from parents side too and all the children actively participated in the activity and later pictures of the model created by the children was shared by parents. After receiving the pictures, the best 10 pictures were selected by the class teacher and same were sent to the judging teacher to make the final judgement of the winner.

9. SANDWICH MAKING ACTIVITY



Sandwich making is a great way to practice fine motor skills and foster self confidence in a child. Most importantly, the child will enjoy the feeling of accomplishment.

In view of the above, an interactive video on sandwich making activity was posted to all LKG and UKG class groups of NKG, NSB on 15th July 2021. The teacher-in-charge Mrs. Deepa Mahesh explained the activity in a very simple and interactive manner. She started off by showing and explaining children about the different ingredients to be used. Then she demonstrated the activity in a step-by-step process. Students enthusiastically participated and sent pictures of the activity done under parent's guidance.

10. GERMINATION ACTIVITY

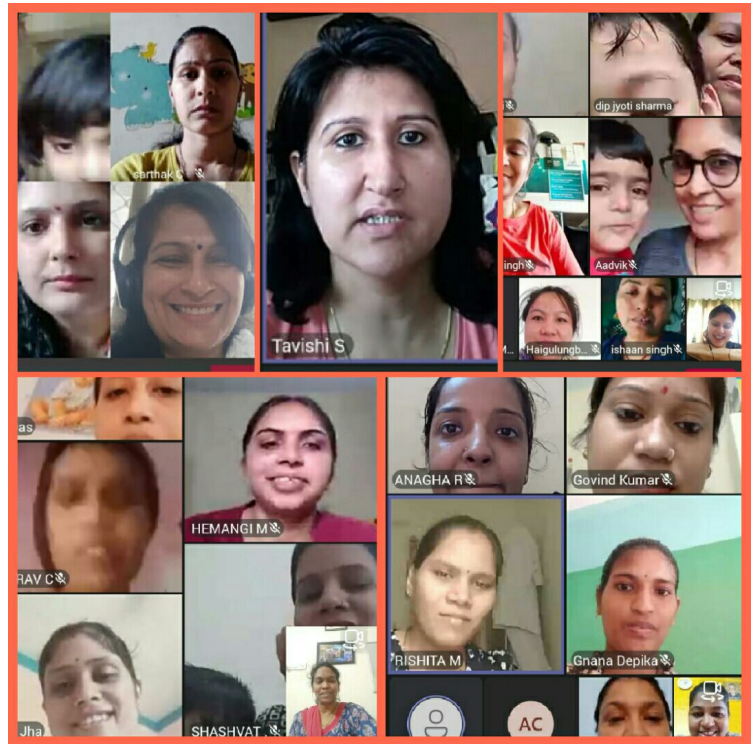
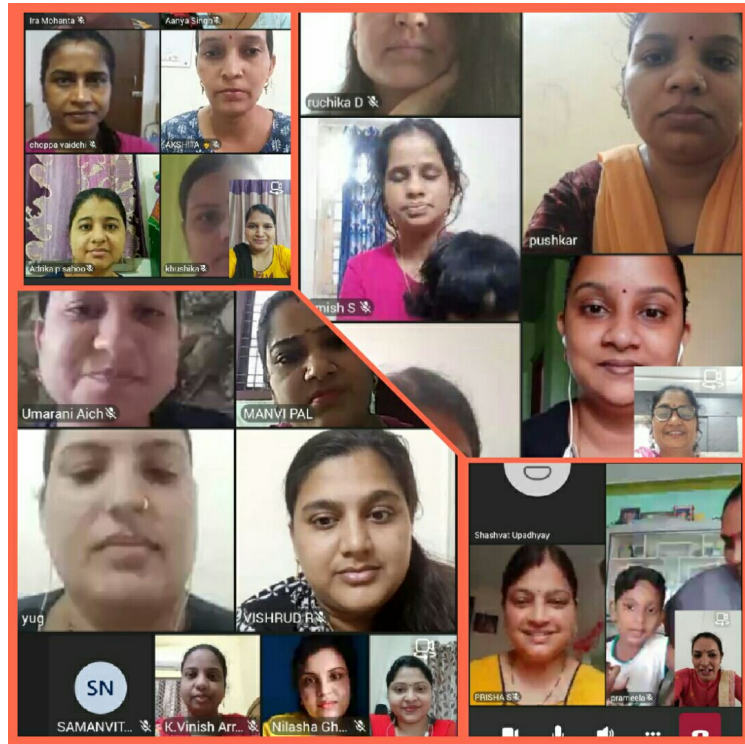


Seed germination activity is not only a fascinating activity, it also provides a great opportunity to build basic science and knowledge during early years.

The activity teacher Mrs. Pooja explained the germination activity through Microsoft Teams sessions to all LKG classes. To begin with, she demonstrated the activity using real objects viz. pot, soil, seeds and water. A revision video of the above was posted for better understanding incase any student faced internet issues during the online session. Mrs. Rachel Seth explained the activity through a short clip on seed germination in the video.

The aim of explaining this activity was to enable students identify the process of growth and development from a seed to a plant and gain appreciation of plants.

11. PARENT TEACHER INTERACTION



LKG INTERACTION

UKG INTERACTION

The parent teacher interaction session for the month was conducted on 23rd July 2021 through Microsoft Teams.

It was a general interaction about academics and queries raised by parents (if any) were addressed.

During the session, parents were informed about the upcoming Hindi Rhyme activity and were also asked about their willingness for participation of their ward in Grandparents Day.

12. HAND PRINT ACTIVITY LKG - TREE and UKG - PEACOCK



TREE BY LKG



PEACOCK BY UKG

Research has shown that art activities are important for brain development in early childhood. One of these is sensory play where kids learn through their senses. Hand printing is a sensory activity which improves fine motor skills, strengthens finger and hand muscles and enhances creativity and imagination.


In view of above the teacher-in-charge Mrs. Pooja Singh, took up the Hand Print activity in LKG and UKG classes on Microsoft Teams on 26th, 27th and 28th July 2021.

She explained and demonstrated the activity in a step by step process and children were encouraged to do their activity at home under parental guidance.

LKG students were taught to make a tree, while UKG students made a beautiful peacock with hand print technique.

A revision video was also posted on 23/7/2021.

13. GURU PURNIMA



Guru Purnima is a festival of reverence and dedication to the Guru. Guru or teacher has always been considered akin to God in the Hindu

culture. Guru Purnima is the day to celebrate and pass our gratitude to our gurus. This Sanskrit word literally translates to the one who frees us from ignorance.

It also commemorates the birthday of Ved Vyasa, who is credited to have authored some of the most important Hindu texts of all times such as the Puranas, Mahabharata and Vedas.

To instill Guru Bhakti and teach our cultural values the teacher-in-charge, Mrs. Rupali Agrawal put up a spectacular programme including children of LKG A. In this, she explained the importance of a Guru in our lives.


Students confidently performed songs, dances and recited shlokas.

Finally, the finale was made attractive by Guru Vandana recited by a group of children of LKG A.

The video was posted on 24th July 2021 to all the class groups of KG, NSB.

14. KARGIL DIWAS






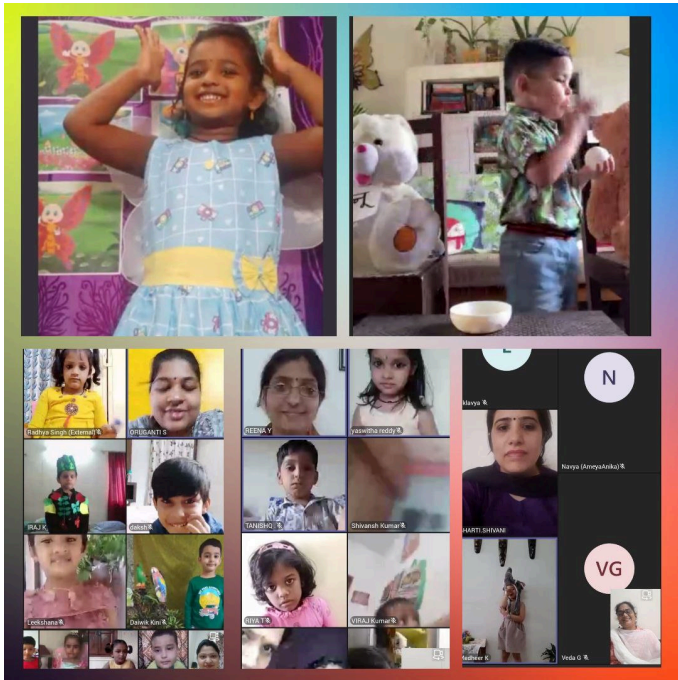
Our flag does not fly because the wind moves it, it flies with the last breath of each soldier who died protecting it.

It is a day to remember the gallant efforts and sacrifices of the Indian Armed Forces.

Every year, Kargil Vijay Diwas is observed on 26th July to commemorate the success of Operation Vijay in 1999. Kargil Vijay Diwas is celebrated in the honour of the Kargil war heroes.

In order to instill patriotism and to teach the importance of respecting our brave Armed Forces, KG NSB posted a video on Kargil Diwas to pay tribute to the martyred heroes of Kargil War. The teacher-in-charge, Mrs. Bharti Shivani explained about Kargil Diwas in a very simple language. Finally all the martyred heroes' photos were flashed at the end of the video.

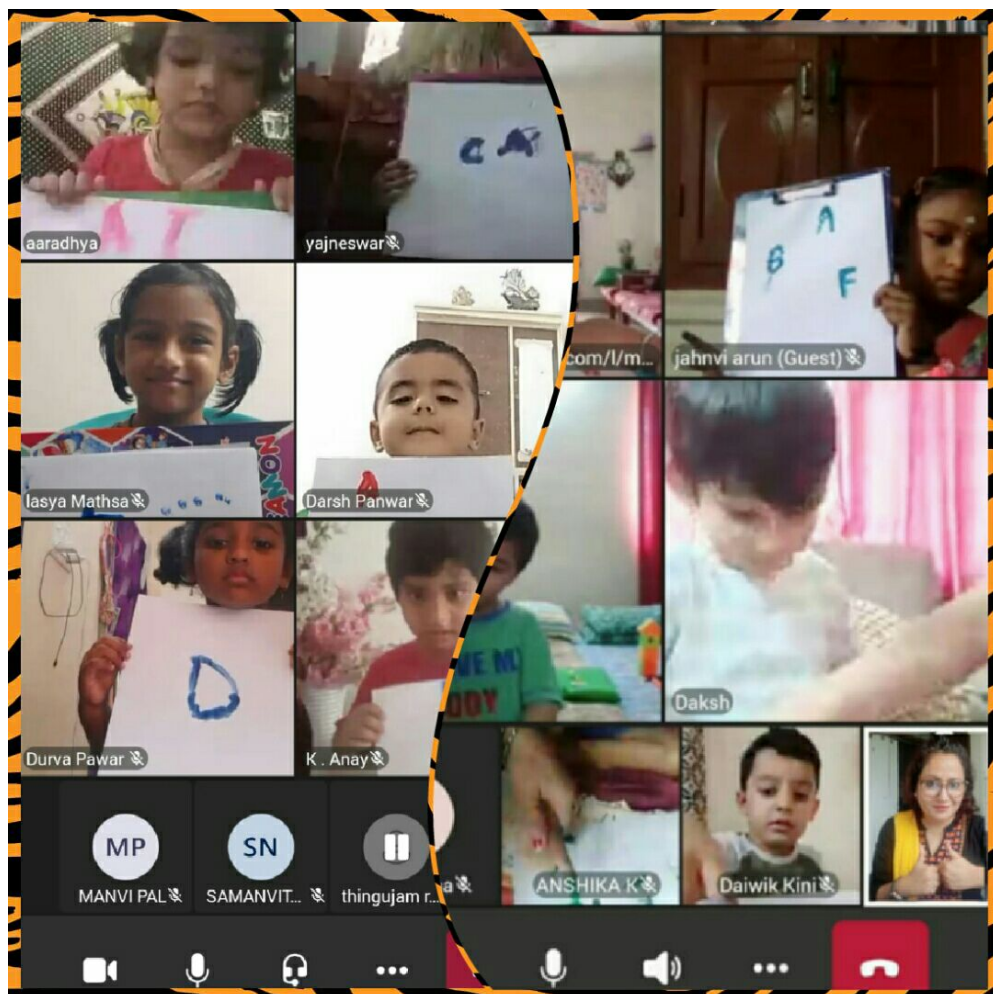
15. HINDI RHYME ACTIVITY



The third CCA activity - Hindi Rhyme Activity for LKG was conducted on 29th July 2021 and UKG on 30th July 2021 on Microsoft Teams. The parents were briefed about all the important points regarding the rhyme activity in advance through a detailed circular. The link to join the meeting was sent one day prior on students personal window with the allotted time slot.

The activity went well. Most of the children enthusiastically participated with beautiful props and lot of confidence.

16. STUDENTS TEACHER INTERACTION



The third student interaction session for the month was conducted on 30th July 2021 on Friday through Microsoft Teams meeting. Children were all set and ready for interaction. The motivating factor for students was to meet all their classmates virtually. The teacher conducted EVS revision of fruits and also did some reading for UKG. For LKG revision of topics Capital Letter A to I, numbers 1 to 3 were done in a play way method using watercolours.

(Mrs. Swati Adak)
Headmistress
NKG, NSB (V)